


New CVCC Messaging System Tutorial

Individuals must sign up to receive Inclement Weather Closing/ Delays and Campus Emergency Messages. If you have already signed in, you can login. If this is your first time signing in, fill out the information.

Already a member? **Log in**

Email Password **Log in**

[Forgot your Password?](#)

Powered By 

New? Sign Up!

FirstName LastName

1 Phone Number Carrier

Email Create a Password

Receive via: Email Text Voice **Join**

Remember, **do not** use any dashes, spaces or punctuation in your cell phone number, for example 8283277000
Your password must be at least 4 characters.

By default, receive via email, text and voice are checked. You can uncheck or opt-out of any of these before or after you join.

Already a member? **Log in**

Email Password **Log in**

[Forgot your Password?](#)

Powered By 

New? Sign Up!

John Doe

1 8283277000 verizon

webmaster@cvcc.edu Create a Password

Receive via: Email Text Voice **Join**

To unsubscribe from the updates, please enter your e-mail address:
 Unsubscribe

Once you login you'll see three tabs: "Email & Phone," "Join a group" and "Group Notifications." Following is the information available to you on the three tabs.

Welcome, John Doel Log Out

Catawba Valley Community College
Powered By Regroup.com

Settings **Email & Phone** Join a group Group Notifications

Email Preferences

Contact E-mail:

To send messages within a network group, you must have added and confirmed an email address from that network. **Add E-mail:** **Add**

Current Email Addresses:
Choose a primary email address that you would like all messages sent to:

webmaster@cvcc.edu Confirmed Primary Email [Resend Confirmation](#) Send Emails Here

Text and Voice Preferences

Contact Phone:

Get group messages sent to your phone(s). Sign up below!

1 Text Voice [More](#) | [Remove](#)

Ex: 2123456789

It is ok for a group to send text messages to my phone. Standard rates apply.

Save

Please note that you will not receive an email notification confirming you have signed up for CVCC messaging services. Please note that you can confirm the messaging groups in which you are joined under tab two "Join a group."

Welcome, John Doel Log Out

Catawba Valley Community College
Powered By Regroup.com

Settings Email & Phone **Join a group** Group Notifications

Groups All Categories At: Catawba Valley Commur **GO**


All | A B C D E F G H I J K L M N O P Q R S T U V W X Y Z 0-9

CVCC Campus Emergencies - 3 Members
Catawba Valley Community College Joined

CVCC Inclement Weather Closing Announcements - 2 Members
Catawba Valley Community College Join

At any time you can remove text or voice messaging by unchecking the text and voice messaging boxes. You can also add another cell phone number or remove one number by clicking the blue [More | Remove](#) on the right, then click the yellow **Save** button at the bottom.

Welcome, John Doel Log Out

 Powered By [Regroup.com](#)

Settings | **Email & Phone** | Join a group | Group Notifications

Email Preferences

Contact E-mail:

To send messages within a network group, you must have added and confirmed an email address from that network. **Add E-mail:** **Add**

Current Email Addresses:
Choose a primary email address that you would like all messages sent to:

webmaster@cvcc.edu Confirmed Primary Email [Resend Confirmation](#) Send Emails Here

Text and Voice Preferences

Contact Phone:

Get group messages sent to your phone(s). Sign up below!

1	<input type="text" value="8283277000"/>	<input type="text" value="verizon"/>	<input checked="" type="checkbox"/> Text	<input checked="" type="checkbox"/> Voice	More Remove
---	---	--------------------------------------	--	---	-------------------------------


Ex: 2123456789

It is ok for regroup to send text messages to my phone. Standard rates apply.

Save

3

You can leave any of the CVCC Groups by clicking the “Group Notification Tab,” click “Leave Group” and “Save Settings.”

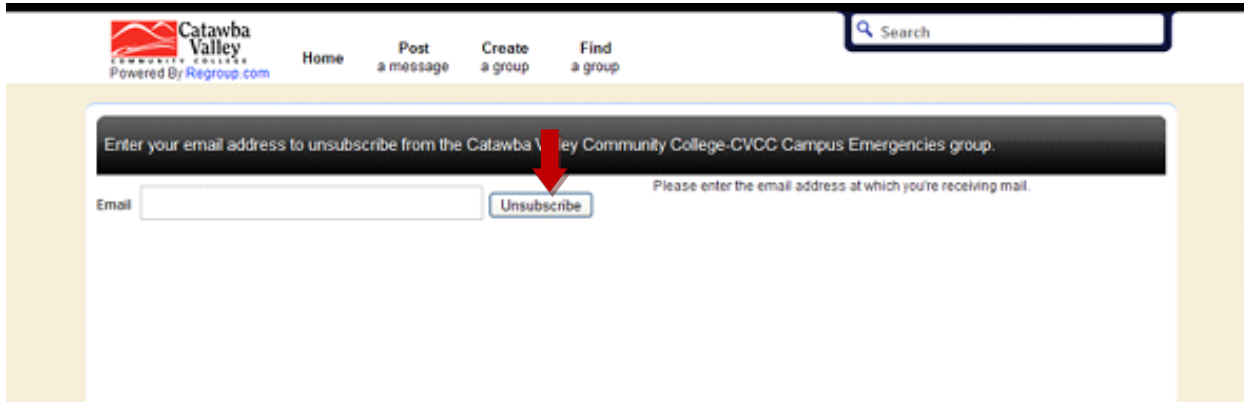
 Powered By [Regroup.com](#)

Settings | Email & Phone | Join a group | **Group Notifications**

Group Notifications

Group Name:	Members	Email Frequency	Text Notifications	
CVCC Campus Emergencies Catawba Valley Community College	5	as they're sent	On	Leave group
CVCC Inclement Weather Closing Announcements Catawba Valley Community College	5	as they're sent	On	Leave group

Another way to opt-out, click the unsubscribe link on any messages sent to you, enter your email account and click the “unsubscribe” button.



The screenshot shows a web interface for unsubscribing from a group. At the top left is the Catawba Valley Community College logo, with the text "Powered By Regroup.com" below it. To the right of the logo are navigation links: "Home", "Post a message", "Create a group", and "Find a group". On the top right is a search bar with a magnifying glass icon and the word "Search". Below the navigation is a dark grey banner with the text "Enter your email address to unsubscribe from the Catawba Valley Community College-CVCC Campus Emergencies group." A red arrow points to the word "Unsubscribe" in this banner. Below the banner is a form with an "Email" label, an empty text input field, and an "Unsubscribe" button. To the right of the input field is the text "Please enter the email address at which you're receiving mail."